



NITIKA KHEMKA
CHARTERED ACCOUNTANT

INDEPENDENT AUDITORS' REPORT

TO THE MEMBERS OF K SERA SERA DIGITAL CINEMA LIMITED

Report on the Financial Statements

We have audited the accompanying financial statements of **K SERA SERA DIGITAL CINEMA LIMITED** ("the Company"), which comprise the Balance Sheet as at 31st March 2021, the Statement of Profit and Loss (Including other comprehensive Income), the Cash Flow Statement and the statement of changes in Equity for the year then ended, and a summary of significant accounting policies and other explanatory information.

Management's Responsibility for the Financial Statements

The Company's Board of Directors is responsible for the matters in section 134(5) of the Companies Act, 2013 ("the Act") with respect to the preparation of these financial statements that give a true and fair view of state of affairs (financial position), Profit or loss (financial Performance including other comprehensive income), change in equity and cash flows of the Company in accordance with the accounting principles generally accepted in India, including the Indian Accounting Standards ('Ind AS') the financial position, financial performance and cash flows of the Company in accordance with the accounting principles generally accepted in India, including the Accounting Standards specified under Section 133 of the Act, read with Rule 7 of the Companies (Accounts) Rules, 2014. This responsibility also includes the maintenance of adequate accounting records in accordance with the provision of the Act for safeguarding of the assets of the Company and for preventing and detecting the frauds and other irregularities; selection and application of appropriate accounting policies; making judgments and estimates that are reasonable and prudent; and design, implementation and maintenance of internal financial control, that were operating effectively for ensuring the accuracy and completeness of the accounting records, relevant to the preparation and presentation of the financial statements that give a true and fair view and are free from material misstatement, whether due to fraud or error.

Auditor's Responsibility

Our responsibility is to express an opinion on these financial statements based on our audit. We have taken into account the provisions of the Act, the accounting and auditing standards and matters which are required to be included in the audit report under the provisions of the Act and the Rules made there under.

We conducted our audit in accordance with the Standards on Auditing specified under section 143(10) of the Act. Those Standards require that we comply with ethical requirements and plan and perform the audit to obtain reasonable assurance about whether the financial statements are free from material misstatement.

An audit involves performing procedures to obtain audit evidence about the amounts and disclosures in the financial statements. The procedures selected depend on the auditor's judgment, including the assessment of the risks of material misstatement of the financial statements, whether due to fraud or





NITIKA KHEMKA
CHARTERED ACCOUNTANT

error. In making those risk assessments, the auditor considers internal financial control relevant to the Company's preparation of the financial statements that give true and fair view in order to design audit

procedures that are appropriate in the circumstances. An audit also includes evaluating the appropriateness of accounting policies used and the reasonableness of the accounting estimates made by Company's Directors, as well as evaluating the overall presentation of the financial statements. We believe that the audit evidence we have obtained is sufficient and appropriate to provide a basis for our audit opinion on the financial statements.

Opinion

In our opinion and to the best of our information and according to the explanations given to us, the aforesaid financial statements, give the information required by the Act in the manner so required and give a true and fair view in conformity with the accounting principles generally accepted in India, including Ind. AS specified under section 133 of the Act, of the state of affairs(financial position) of the company as at 31st March 2021, and its profit and loss A/c (financial performance including other comprehensive Income),its cash flow and the changes in equity for the year ended on that date.

Report on other Legal and Regulatory Requirements

1. As required by the Companies (Auditor's Report) Order, 2016 ('the Order') issued by the Central Government of India in terms of sub section (11) of section 143 of the Act, we give in the 'Annexure A' statement on the matters specified in the paragraph 3 and 4 of the Order, to the extent applicable.

2. As required by section 143(3) of the Act, we report that:

a) We have sought and obtained all the information and explanations which to the best of our knowledge and belief were necessary for the purposes of our audit.

b) In our opinion proper books of account as required by law have been kept by the Company so far as appears from our examination of those books.

c) The Balance Sheet, the Statement of Profit and Loss, and Cash Flow Statement dealt with by this Report are in agreement with the books of account.

d) In our opinion, the Balance Sheet, Statement of Profit and Loss and Cash Flow Statement comply with the Accounting Standards referred to in section 133 of the Companies Act, 2013, read with rule 7 of the Companies (Accounts) Rules, 2014.

e) On the basis of written representations received from the directors as on 31st March, 2021, taken on record by the Board of Directors, none of the directors is disqualified as on 31st March, 2021, from being appointed as a director in terms of Section 164(2) of the Act.

f) With respect to the adequacy of the internal financial control over financial reporting of the Company and the operating effectiveness of such controls, refer to our separate report in 'Annexure B'; and





NITIKA KHEMKA
CHARTERED ACCOUNTANT

g) With respect to the other matters included in the Auditor's Report and to our best of our information and according to the explanations given to us:

- i. The Company has disclosed the impact of pending litigations on its financial position in its financial statements;
- ii. The Company does not have any long-term contracts including derivatives contracts for which any provision is required;
- iii. The Company is not required to transfer amounts to the Investor Education and Protection Fund.

For, CA Nitika Khemka
Chartered Accountant
Membership No. 145022

Nitika

Place : Mumbai

Date : 28th June 2021

UDIN :- 21145022AAAACM1769



NITIKA KHEMKA
CHARTERED ACCOUNTANT

Annexure A to the Standalone Auditors' Report - the standalone Ind AS financial statements

The Annexure referred to in Independent Auditors' Report to the members of the **K Sera Sera Digital Cinema Limited** on the standalone financial statements for the year ended 31st March 2021, we report that:

i. (a) The Company has maintained proper records showing full particulars including quantitative details and situation of all fixed assets.

(b) The Company has regular programme of physical verification of its fixed assets at reasonable intervals; no material discrepancies were noticed on such verification.

(c) According to the information and explanations given to us and on the basis of our examination of the records of the Company, the title deeds of immovable properties are held in the name of the Company.

ii. As explained to us, physical verification of inventories has been conducted at reasonable intervals by the management; in our opinion the frequency of such verification is reasonable.

iii. The Company has granted loans corporate covered in the register maintained under section 189 of the Companies Act, 2013 ('the Act').

(Amount Rs. in Lacs)

S/no.	Name of Company	Opening Balance	Loan Given	Repay/Adjusted	Closing Balance
1.	KSS Limited	116.89	3.30	-	120.19
2.	KSS E-Commerce Technologies Private Limited	201.24	0.09	-	201.33
3.	Birla Jewels Limited	80	-	-	80.00
5.	K Sera Sera Cinema Facility Management Pvt. Ltd.	0.36	0.05	-	0.41
6.	K Sera Sera Miniplex Ltd.	8.81	27.63	4.16	32.28

a. In our opinion, the rate of interest and other terms and conditions on which the loans had been granted to the bodies corporate listed in the register maintained under Section 189 of the Act were not, prima facie, prejudicial to the interest of the Company.

b. In the case of the loans granted to the bodies corporate listed in the register maintained under Section 189 of the Act have been regular in the payment of the principle and interest as stipulated.

Flat No. B-706, Om Ganesh Krupa, Behind Balaji Hospital, Golden Nest, Mira Road (E), Thane - 401 005



Nitika



NITIKA KHEMKA
CHARTERED ACCOUNTANT

- c. There are no overdue amounts in respect of the loan granted to body corporate listed in the register maintained under Section 189 of the Act.
- iv. In our opinion and according to the information and explanations given to us, provisions of section 186 of the Act in respect of loans and advances given, investments made and, guarantees given has been complied with by the Company. The provisions of section 185 in respect of loans to directors including entities in which they are interested and provisions of section 186 with respect to securities given are not applicable to the Company and hence not commented upon.
- v. The Company has not accepted any deposits within the meaning of Sections 73 to 76 of the Act and the Companies (Acceptance of Deposits) Rules, 2014 (as amended). Accordingly, the provisions of clause 3(v) of the Order are not applicable.
- vi. The Central Government has not prescribed the maintenance of cost records under section 148(1) of the Act, for any of the services rendered by the Company.
- vii. (a) According to the information and explanation given to us and records examined by us, the company is regular in depositing undisputed statutory dues including provident fund, employees' state insurance, income-tax, sales-tax, service tax, duty of customs, duty of excise, value added tax, cess and any other statutory dues to the appropriate authorities. According to the information and explanation given to us, there were following undisputed amounts payable in respect of Income Tax, and any other statutory dues outstanding as on 31st March, 2021 for a period more than six months from the date they became payable.

(Amount in Lacs)

Nature of Statues	Amount
Service Tax	52.75
TDS	59.81
Professional Tax	0.18
Provident Fund	9.30
Total	122.04

(b) According to the information and explanations given to us, there are no any dues in respect of income tax or sales tax or duty of customs or duty of excise or value added tax that have not been deposited with the appropriate authorities on account of dispute.

- viii. The Company does not have any loans or borrowings from any financial institution, banks, government or debenture holders during the year. Accordingly, paragraph 3(viii) of the Order is not applicable.






NITIKA KHEMKA
CHARTERED ACCOUNTANT

- ix. The Company did not raise any money by way of initial public offer or further public offer (including debt instruments) and term loans during the year. Accordingly, paragraph 3(ix) of the Order is not applicable.
- x. According to the information and explanations given to us, no material fraud by the Company or on the Company by its officers or employees has been noticed or reported during the course of our audit.
- xi. According to the information and explanations given to us and based on our examination of our records of the Company, the Company has paid/ provided for managerial remuneration in accordance with the requisite approvals mandated by the provisions of Section 197 read with schedule V to the Act.
- xii. In our opinion and according to the information and explanations given to us, the Company is not a Nidhi company. Accordingly, paragraph 3(xii) of the Order is not applicable
- xiii. According to the information and explanations given to us and based on our examination of the records of the Company, transactions with the related parties are in compliance with Sections 177 and 188 of the Act where applicable and details of such transactions have been disclosed in the financial statements as required by the applicable Indian accounting standards.
- xiv. According to the information and explanations given to us and based on our examination of the records of the Company, the Company has not made any preferential allotment or private placement of shares or fully or partly convertible debentures during the year.
- xv. According to the information and explanations given to us and based on our examination of the records of the Company, the Company has not entered into non-cash transactions with directors or person connected with him as referred to in section 192 of the Act.
- xvi. The Company is not required to be registered under Section 45-IA of the Reserve Bank of India Act, 1934.

For, CA Nitika Khemka
Chartered Accountant
Membership No. 145022



Place : Mumbai

Date : 28th June 2021

UDIN :- 21145029AAA CM 1769



NITIKA KHEMKA
CHARTERED ACCOUNTANT

Annexure B to the Auditors' Report

Report on the Internal Financial Controls under Clause (i) of Sub-section 3 of Section 143 of the Companies Act, 2013 ("the Act")

We have audited the internal financial controls over financial reporting of **K SERA SERA DIGITAL CINEMA LIMITED** ("the Company") as of March 31st, 2021 in conjunction with our audit of the standalone financial statements of the Company for the year ended on that date.

Management's Responsibility for Internal Financial Controls

The Company's management is responsible for establishing and maintaining internal financial controls based on the internal control over financial reporting criteria established by the Company considering the essential components of internal control stated in the Guidance Note on Audit of Internal Financial Controls over Financial Reporting issued by the Institute of Chartered Accountants of India ('ICAI'). These responsibilities include the design, implementation and maintenance of adequate internal financial controls that were operating effectively for ensuring the orderly and efficient conduct of its business, including adherence to company's policies, the safeguarding of its assets, the prevention and detection of frauds and errors, the accuracy and completeness of the accounting records, and the timely preparation of reliable financial information, as required under the Companies Act, 2013.

Auditors' Responsibility

Our responsibility is to express an opinion on the Company's internal financial controls over financial reporting based on our audit. We conducted our audit in accordance with the Guidance Note on Audit of Internal Financial Controls over Financial Reporting (the "Guidance Note") and the Standards on Auditing, issued by ICAI and deemed to be prescribed under section 143(10) of the Companies Act, 2013, to the extent applicable to an audit of internal financial controls, both applicable to an audit of Internal Financial Controls and, both issued by the Institute of Chartered Accountants of India. Those Standards and the Guidance Note require that we comply with ethical requirements and plan and perform the audit to obtain reasonable assurance about whether adequate internal financial controls over financial reporting was established and maintained and if such controls operated effectively in all material aspects. Our audit involves performing procedures to obtain audit evidence about the adequacy of the internal financial controls system over financial reporting and their operating effectiveness. Our audit of internal financial controls over financial reporting included obtaining an understanding of internal financial controls over financial reporting, assessing the risk that a material weakness exists, and testing and evaluating the design and operating effectiveness of internal control based on the assessed risk. The procedures selected depend on the auditors' judgment, including the assessment of the risks of material misstatement of the financial statements, whether due to fraud or error.

We believe that the audit evidence we have obtained is sufficient and appropriate to provide a basis for our audit opinion on the Company's internal financial controls system over financial reporting.

Flat No. B-706, Om Ganesh Krupa, Behind Balaji Hospital, Golden Nest, Mira Road (E), Thane



Nitika



NITIKA KHEMKA
CHARTERED ACCOUNTANT

Meaning of Internal Financial Controls over Financial Reporting

A Company's internal financial control over financial reporting is a process designed to provide reasonable assurance regarding the reliability of financial reporting and the preparation of financial statements for external purposes in accordance with generally accepted accounting principles. A company's internal financial control over financial reporting includes those policies and procedures that (1) pertain to the maintenance of records that, in reasonable detail, accurately and fairly reflect the transactions and dispositions of the assets of the company; (2) provide reasonable assurance that transactions are recorded as necessary to permit preparation of financial statements in accordance with generally accepted accounting principles, and that receipts and expenditures of the company are being made only in accordance with authorizations of management and directors of the company; and (3) provide reasonable assurance regarding prevention or timely detection of unauthorized acquisition, use, or disposition of the company's assets that could have a material effect on the financial statements.

Inherent Limitations of Internal Financial Controls over Financial Reporting


Because of the inherent limitations of internal financial controls over financial reporting, including the possibility of collusion or improper management override of controls, material misstatements due to error or fraud may occur and not be detected. Also, projections of any evaluation of the internal financial controls over financial reporting to future periods are subject to the risk that the internal financial control over financial reporting may become inadequate because of changes in conditions, or that the degree of compliance with the policies or procedures may deteriorate.

Opinion

In our opinion, the Company has, in all material respects, an adequate internal financial controls system over financial reporting and such internal financial controls over financial reporting were operating effectively as at March 31st, 2021, based on the internal control over financial reporting criteria established by the Company considering the essential components of internal control stated in the Guidance Note on Audit of Internal Financial Controls Over Financial Reporting issued by the Institute of Chartered Accountants of India

For, CA Nitika Khemka
Chartered Accountant
Membership No. 145022

Nitika
Place : Mumbai



Date : 28th June 2021
UDIN :- 21145022AAAA (M) 1769

Flat No. B-706, Om Ganesh Krupa, Behind Balaji Hospital, Golden Nest, Mira Road (E), Thane - 401105

K SERA SERA DIGITAL CINEMA LIMITED

Standalone Balance Sheet as at 31st March 2021
(All amounts are in INR in lakhs, unless otherwise stated)

Particulars	Notes	As at 31 March 2021	As at 31 March 2020
ASSETS			
Non-Current Assets			
Property, Plant and Equipment	1	922.67	1,198.24
Capital WIP	1	34.90	34.90
Investment property	1	905.68	952.04
Intangible assets	1	10.81	14.40
Financial Assets			
Investments	2	71.60	71.60
Loans	3	-	-
Others (Security deposits)	3	28.18	161.27
Deferred tax assets (Gross)	4	36.59	31.24
Total		2,010.42	2,463.68
Current assets			
Inventories	5	-	2.79
Financial assets			
Trade receivables	6	216.63	479.32
Cash and cash equivalents	7	8.70	171.88
Others (to be specified)	8	681.06	269.86
Other current assets	9	759.81	861.24
Total		1,666.20	1,785.11
TOTAL ASSETS		3,676.63	4,248.78
EQUITY & LIABILITIES			
Equity			
Equity Share Capital	10	3,000.00	3,000.00
Other equity	11	(2,094.29)	(1,326.61)
Total		905.71	1,673.39
LIABILITIES			
Non-Current Liabilities			
Financial liabilities			
Borrowings	12	1,084.45	1,025.05
Other financial liabilities			
Employee benefits obligation	13	26.74	35.78
Total		1,111.19	1,060.83
Current Liabilities			
Financial liabilities			
Borrowings	14	830.00	550.53
Trade Payable	15	300.52	520.85
Other financial liabilities	16	487.73	402.02
Other current liabilities	17	41.48	41.18
Current tax liabilities (Net)		-	-
Total		1,659.73	1,514.58
Total Equity and Liabilities		3,676.63	4,248.78

Summary of significant accounting policies
The accompanying notes form an integral part of the financial statements
As per our report of even date

For K Sera Sera Digital Cinema Limited

Nitika

CA Nitika Khermika
Chartered Accountant
Membership No : 145022

Satish Panchariya
Satish Panchariya
(Director)
DIN : 03042934

Harsh
Harsh Upadhyay
(Director)
DIN : 07263779

Place : Mumbai
Date : 28th June 2021

Shamrao
Shamrao Ingulkar
(C.F.O.)



UDIN/21145022AAAACM1769

K SERA SERA DIGITAL CINEMA LIMITED
Standalone Profit & Loss Statement as at 31st March, 2021
 (All amounts are in INR in lakhs, unless otherwise stated)

Particulars	Notes	31-Mar-21	31-Mar-20
I. Revenue from operations	18	64.33	1,975.71
II. Other Income	19	4.26	16.72
III. Total Revenue (I +II)		68.58	1,992.43
IV. Expenses:			
Cost of production	20	25.81	285.66
Employee Benefit Expenses	21	138.43	517.88
Financial Costs	22	124.84	173.82
Depreciation and Amortization Expense	23	328.08	497.94
Other Administrative Expenses	24	243.64	486.70
IV. Total Expenses		860.79	1,962.01
V. Profit/(Loss) before exceptional and tax (III-IV)		(792.21)	30.42
VI. Exceptional item			
VII. Profit/(Loss) before tax (V - VI)		(792.21)	30.42
VIII. Tax expense:			
(1) Current tax		-	27.88
(2) Deferred tax		(5.36)	(13.68)
IX. Profit(Loss) from the period from continuing operations (VII-VIII)		(786.85)	16.22
X. Profit/(Loss) from discontinued Operations		-	-
XI. Tax Expenses of discontinued Operation		-	-
XII. Profit/(Loss) from discontinued Operation (After Tax)(X-XI)		-	-
XIII. Profit/(Loss) For the period (IX+XII)		(786.85)	16.22
XIV. Other comprehensive income			
(i) Items that will not be reclassified to profit or loss			
(a) Remeasurements of defined benefit liability (asset)		(19.18)	-
(b) Income tax (expenses)/gain on remeasurment benefit of defined benefit plans.		-	-
(ii) Items that will be reclassified to profit or loss		-	-
Total comprehensive income for the period		(19.18)	-
XV. Profit/(Loss) for the period (XIII + XIV)		(767.68)	16.22
Earning per equity share:			
(1) Basic		(2.62)	0.05
(2) Diluted		(2.62)	0.05

Notes referred to above and notes attached there to form an integral part of Balance Sheet
 This is the Balance Sheet referred to in our Report of even date.

For K Sera Sera Digital Cinema Limited



CA Nitika Khemka
 Chartered Accountant
 Membership No : 145022



Satish Panchariya
 (Director)
 DIN : 00042934


Harsh Upadhyay
 (Director)
 DIN : 07263779

Place : Mumbai

Date : 28th June 2021

UDIN :- 21145022AAAACM1769


Shamrao Ingulkar
 (C.F.O.)



K SERA SERA DIGITAL CINEMA LIMITED

Cash Flow Statement for the year ended March 31, 2021

Sr. No.	Particulars	31.03.2021	31.03.2020
A.	CASH FLOW FROM OPERATING ACTIVITIES		
	Net Profit Before Tax	(792.21)	30.42
	Adjustments For :		
	Depreciation/Amortisation	328.08	459.61
	Interest Cost	123.15	173.27
	Income from Fair value Gain on Unquoted Shares	0.00	0.00
	Others	19.18	2.53
		470.40	635.41
	Operating Cash Flow Before Changes In Working Capital	(321.81)	665.83
	Adjustments For :		
	(Increase)/Decrease In Stock	2.79	0.00
	(Increase)/Decrease In Sundry Debtors	262.69	406.31
	(Increase)/Decrease In Financial Assets others	(278.10)	8.91
	(Increase)/Decrease In other current assets	101.43	(641.97)
	Increase/(Decrease) In Current Borrowings	338.87	197.49
	Increase/(Decrease) In Trade Payable	(220.33)	(2.96)
	Increase/(Decrease) In Other financial liabilities	85.72	(893.01)
	Increase/(Decrease) In Other current liabilities	(8.74)	25.35
	Net Changes In Working Capital	(37.48)	(234.06)
	Taxes Paid	0.00	0.00
	Exceptional Items	0.00	0.00
	Cash Generated From/(Used In) Operations	(37.48)	(234.06)
B.	CASH FLOW FROM INVESTING ACTIVITIES		
	Purchase Of Fixed Assets	(2.55)	(320.89)
	Proceeds from Loan and Advances	0.00	166.44
	Proceeds from Security Deposits	0.00	527.65
	Sale/Surrender Of Fixed Assets	0.00	2.54
	Cash Generated /(Used In) From Investing Activities	(2.55)	375.74
C.	CASH FLOW FROM FINANCING ACTIVITIES		
	Interest Paid	(123.15)	(173.27)
	Sale of Investments	0.00	0.00
	Proceeds From Borrowings	0.00	50.75
	Repayment Of Borrowings	0.00	0.00
	Cash Generated /(Used In) From Financing Activities	(123.15)	(122.52)
	Net Increase/(Decrease) In Cash And Cash Equivalents (A+B+C)	(163.18)	19.16
	Cash And Cash Equivalents At The Beginning Of The Year	171.88	152.73
	Cash And Cash Equivalents At The End Of The Year	8.70	171.89
	Note :		
1	Cash and cash equivalents at the year end comprise :		
	Cash On Hand	4.58	94.57
	Balance With Scheduled Banks In		
	- Current Accounts	4.12	77.32
	- Deposit Accounts	0.00	0.00
		8.70	171.88

As per our report of even date attached

For K Sera Sera Digital Cinema Limited

Nitika
CA Nitika Khemka
Chartered Accountant
Membership No : 145022



Satish Panchariya
Satish Panchariya
(Director)
DIN : 00042934

Harsh Upadhyay
Harsh Upadhyay
(Director)
DIN : 07263779

Place : Mumbai
Date : 28th June 2021

Shamrao Ingulkar
Shamrao Ingulkar
(C.F.O.)

UDIN : 21145022 AAAACM1769



K SERA SERA DIGITAL CINEMA LIMITED
Standalone statement of changes in equity for the year ended 31 March 2021
(All amounts are in INR in lakhs, unless otherwise stated)

A Equity Share Capital

Particulars	Number	Amount
Balance at the beginning of the year - As at 01 April 2019	30,000,000	3,000.00
Changes in equity share capital during the F.Y. 2019-20	-	-
Balance at the end of the year 31 March 2020	30,000,000	3,000.00
Changes in equity share capital during the F.Y. 2020-21	-	-
Balance at the end of the year 31 March 2021	30,000,000	3,000.00

B Other Equity

Particulars	Reserves & Surplus	
	Retained Earnings	Total other equity
Balance at the beginning of the reporting period - 01 April 2016	(261.56)	(261.56)
Ind AS Adjustments as on 1st April 2016	(1,347.58)	(1,347.58)
Restated balance at the beginning of the reporting period - April 1, 2016	(1,609.14)	(1,609.14)
Profit for the financial year 2016-17	11.50	11.50
Balance at the end of the reporting period 31 March 2017	(1,597.64)	(1,597.64)
Profit for the financial year 2017-18	130.16	130.16
Balance at the end of the reporting period 31 March 2018	(1,467.48)	(1,467.48)
Profit for the financial year 2018-19	126.73	126.73
Balance at the end of the reporting period 31 March 2019	(1,340.75)	(1,340.75)
Profit for the financial year 2019-20	16.22	16.22
Ind AS Adjustments	(2.10)	(2.10)
Balance at the end of the reporting period 31 March 2020	(1,326.63)	(1,326.63)
Profit for the financial year 2020-21	(767.68)	(767.68)
Ind AS Adjustments	-	-
Balance at the end of the reporting period 31 March 2021	(2,094.31)	(2,094.31)

Corporate information and significant accounting policies
The accompanying notes form an integral part of the financial statements

1&2

For K Sera Sera Digital Cinema Limited

Nitika

CA Nitika Khemka
Chartered Accountant
Membership No : 145022

Satish Panchariya
Satish Panchariya
(Director)
DIN : 00042934

Harsh Upadhyay
Harsh Upadhyay
(Director)
DIN : 07263779

Place : Mumbai
Date : 28th June 2021
UDIN :- 21145022AAAACM1769

Shamrao Ingulkar
Shamrao Ingulkar
(C.F.O.)



K SERA SERA DIGITAL CINEMA LIMITED
Notes to the standalone financial statements for the year ended March 31, 2021
 (All amounts are in INR in lakhs, unless otherwise stated)

Note 3 : Property, Plant & Equipment

Particulars	Office Building	Office Equipment	Furniture & Fixtures	Computers	Motor Vehicle	Demo Theatros	Digital Labs	Digital Technology Assets	Total
Gross block									
Deemed cost as at 1 April 2017	1,174.71	37.35	74.53	123.71	8.57	55.04	199.47	1,013.32	2,686.72
Addition	-	1.48	0.32	20.29	-	-	54.47	169.27	245.82
Less: Adjustments/ disposals	-	-	-	-	-	-	-	-	-
Balance as at 31 March 2018	1,174.71	38.83	74.85	144.00	8.57	55.04	253.95	1,182.59	2,932.55
Addition	-	1.80	0.30	90.09	-	-	1.34	622.23	715.76
Less: Adjustments/ disposals	-	-	-	-	-	-	-	-	-
Balance as at 31 March 2019	1,174.71	40.63	75.15	234.09	8.57	55.04	255.29	1,804.82	3,648.31
Addition	-	0.34	-	34.77	5.02	-	-	245.87	286.00
Less: Adjustments/ disposals	-	-	-	-	-	-	-	8.47	8.47
Balance as at 31 March 2020	1,174.71	40.97	75.15	268.86	13.59	55.04	255.29	2,042.22	3,925.84
Addition	-	-	-	2.37	-	-	-	0.19	2.55
Less: Adjustments/ disposals	-	-	-	-	-	-	-	-	-
Balance as at 31 March 2021	1,174.71	40.97	75.15	271.23	13.59	55.04	255.29	2,042.41	3,928.39
Accumulated Depreciation									
Balance as at 1 April 2017	68.84	29.51	48.25	109.00	2.87	37.94	71.69	466.55	834.64
Depreciation charge	53.86	3.78	6.81	13.80	1.48	3.52	27.07	131.06	241.38
Less: Adjustments/ disposals	-	-	-	-	-	-	-	-	-
Balance as at 31 March 2018	122.70	33.29	55.06	122.80	4.35	41.46	98.75	597.60	1,076.01
Depreciation charge	-	2.85	5.16	45.87	1.09	2.79	32.18	160.72	250.66
Adjustments/ disposals	-	-	-	-	-	-	-	-	-
Balance as at 31 March 2019	122.70	36.14	60.22	168.67	5.44	44.25	130.93	758.32	1,326.67
Depreciation charge	99.97	2.13	3.87	54.32	1.90	2.23	25.66	264.74	454.82
Adjustments/ disposals	-	-	-	-	-	-	-	5.93	5.93
Balance as at 31 March 2020	222.67	38.27	64.09	222.99	7.33	46.48	156.60	1,017.13	1,775.56
Depreciation charge	46.36	1.22	2.86	29.67	1.62	1.76	20.31	220.68	324.49
Adjustments/ disposals	-	-	-	-	-	-	-	-	-
Balance as at 31 March 2021	269.04	39.49	66.95	252.66	8.95	48.24	176.91	1,237.81	2,100.05
Net block									
Balance as at 01 April 2017	1,105.87	7.84	26.28	14.72	5.71	17.10	127.79	546.78	1,852.09
Balance as at 31 March 2018	1,052.01	5.54	19.79	21.20	4.23	13.58	155.19	584.99	1,856.53
Balance as at 31 March 2019	1,052.01	4.49	14.93	65.42	3.14	10.79	124.35	1,046.50	2,321.63
Balance as at 31 March 2020	952.04	2.70	11.05	45.87	6.26	8.57	98.69	1,025.09	2,150.28
Balance as at 31 March 2021	905.68	1.48	8.19	18.57	4.64	6.80	78.38	804.60	1,828.34

Note 4 : Intangible assets

Particulars	Research & Developments	Total
Gross block		
Deemed cost as at 1 April 2017	167.06	167.06
Addition	-	-
Adjustments/ disposals	-	-
Balance as at 31 March 2018	167.06	167.06
Addition	-	-
Adjustments/ disposals	-	-
Balance as at 31 March 2019	167.06	167.06
Addition	-	-
Adjustments/ disposals	-	-
Balance as at 31 March 2020	167.06	167.06
Addition	-	-
Adjustments/ disposals	-	-
Balance as at 31 March 2021	167.06	167.06
Accumulated Depreciation :		
Balance as at 1 April 2017	133.01	133.01
Depreciation charge	8.49	8.49
Adjustments/ disposals	-	-
Balance as at 31 March 2018	141.50	141.50
Depreciation charge	6.37	6.37
Adjustments/ disposals	-	-
Balance as at 31 March 2019	147.87	147.87
Depreciation charge	4.80	4.80
Adjustments/ disposals	-	-
Balance as at 31 March 2020	152.66	152.66
Depreciation charge	3.59	3.59
Adjustments/ disposals	-	-
Balance as at 31 March 2021	156.25	156.25
Net block		
Balance as at 01 April 2017	34.05	34.05
Balance as at 31 March 2018	25.56	25.56
Balance as at 31 March 2019	19.20	19.20
Balance as at 31 March 2020	14.40	14.40
Balance as at 31 March 2021	10.81	10.81



Nitika

K SERA SERA DIGITAL CINEMA LIMITED

Notes Forming Integral Part of the Financial Statements for the year ended 31st March, 2021

Note : 2 Non Current Investment

Particulars	March, 2021	March, 2020
Investment in Equity Instrument (Unquoted)-Net	70.60	70.60
Investment in Subsidiary company		
KSS Speed Techonologies Pvt. Ltd	1.00	1.00
Total	71.60	71.60

Current investments are carried in the financial statements at cost and Long-term investments are also carried at cost. However, provision for diminution in value is not recognize other than temporary in the value of the investments. On disposal of an investment, the difference between its carrying amount and net disposal proceeds is charged or credited to the statement of profit and loss.

Note : 3 Long Term Loans and Advances

Particulars	March, 2021	March, 2020
Security Deposit		
a) Secured, Considered Good :		
Earnest Money Deposit		
Other Deposit	28.18	161.27
b) Unsecured, Considered Good :		
c) Doubtful		
Total	28.18	161.27
Other Advances		
Birla Financial Distribution Ltd.	-	-
Total	0.00	0.00

Note: 4 Deferred Tax Asset

Particulars	March, 2021	March, 2020
Fixed assets: Impact of difference between tax depreciation and depreciation/ amortization charged for the financial reporting	36.59	31.24
Gross Deferred Tax Asset	36.59	31.24
Deferred tax asset on unabsorbed Depreciation	-	-
	-	-
Net deferred tax Asset	36.59	31.24



Nitya

K SERA SERA DIGITAL CINEMA LIMITED

Notes Forming Integral Part of the Financial Statements for the year ended 31st March, 2021

Note : 5 Inventories

Particulars	March, 2021	March, 2020
Closing Stock of Finished Goods	-	2.79
Total	-	2.79

Note : 6 Trade Receivables

Particulars	March, 2021	March, 2020
Others		
a) Unsecured, Considered Good	216.63	479.32
b) Unsecured, Considered Good : others	-	-
c) Doubtful	-	-
Less: Provision for Doubtful debtors	-	-
Total	216.63	479.32

Note : 7 Cash & Cash Equivalent

Particulars	March, 2021	March, 2020
Cash-in-Hand		
Cash Balance	4.58	94.57
Sub Total (A)	4.58	94.57
Bank Balance		
In current accounts with bank In India with Noted banks	4.12	77.32
Sub Total (B)	4.12	77.32
Total [A + B]	8.70	171.88

Note : 8 Short Terms Loans and Advances

Particulars	March, 2021	March, 2020
Loans & Advances		
a) Secured, Considered Good :		
b) Unsecured, Considered Good :		
Advance to Associate Concerns	443.85	-
Others considered good	-	-
Others		
Advance Recoverable in cash or in kind or for value to be considered good	79.91	79.91
Advance to staff	127.81	89.08
Provision for income-(Income Accrued)	-	55.00
Advance to Suppliers	29.49	45.87
Total	681.06	269.86



K SERA SERA DIGITAL CINEMA LIMITED

Notes Forming Integral Part of the Financial Statements for the year ended 31st March, 2021

Note - 9 Other current assets

Particulars	March, 2021	March, 2020
Advance Income Tax/Refund Due	325.09	316.13
Prepaid Expenses	434.72	545.11
Total	759.81	861.24

Note - 10 Share Capital

Particulars	March, 2021	March, 2020
	Amount	Amount
AUTHORIZED CAPITAL		
3,00,00,000 Equity Shares of Rs. 10/- each.	3,000	3,000
	3,000	3,000
ISSUED , SUBSCRIBED & PAID UP SHARES		
1,60,40,000 Equity Shares of Rs. 10/- each, Fully Paid up Share Capital	1,604	1,604
Issued other than cash		
1,39,60,000 Equity Shares of Rs. 10/- each, Fully Paid up Share Capital	1,396	1,396
Total issued, subscribed and fully paid-up share capital	3,000	3,000

(a) Reconciliation of the shares outstanding at the beginning and at the end of the reporting year

Particulars	March, 2021	March, 2020
	Nos.	Nos.
At the beginning of the year	300	300
Add : Issued during the year		-
Add : Warrants converted during the year		-
Outstanding at the end of the year	300	300

(b) Terms/ rights attached to equity shares

The company has only one class of equity shares having par value of `10 per share. Each holder of equity shares is entitled to one vote per share. In the event of liquidation of the company, the holders of equity shares will be entitled to receive remaining assets of the company, after distribution of all preferential amounts. The distribution will be in proportion to the number of equity shares held.

(c) Details of shareholders holding more than 5% shares in the company

Name of the shareholder	March, 2021	March, 2020
	Nos.	Nos.
KSS Limited	30,000,000	30,000,000

As per records of the company, including its register of shareholders/ members and other declarations received from shareholders regarding beneficial interest, the above shareholding represents both legal and beneficial ownerships of shares.



K SERA SERA DIGITAL CINEMA LIMITED

Notes Forming Integral Part of the Financial Statements for the year ended 31st March, 2021

Note : 11 Reserve & Surplus

Particulars	March, 2021	March, 2020
Balance brought forward from previous year	(1,326.61)	(1,340.73)
Less : Prior year Difference in WDV as per new company Act 2013		
Add : Profit for the period	(767.68)	16.22
	(2,094.29)	(1,324.51)
Less : IND AS Adjustements	-	(2.10)
Total	(2,094.29)	(1,326.61)

Note : 12 Long Term Borrowings

Particulars	March, 2021	March, 2020
Secured Loan		
Secured Vehicle Loan- SBI	0.00	0.00
Rupee loan from banks (secured against Maruti Celerio ZXI-MH-02 EE-7244 of the Company) Loan having interest rate 9.75% p.a. is repayable in 36 monthly installments of Rs 15,658/- each including interest start from 04 Aug.2016.		
Term loans		
Term Loan -1 from Axis Bank Limited	292.94	292.75
Rupee loan from banks (secured against fixed assets of the Company) Term loan having interest of 6M MCLR+3.15% i.e. @ 11.30% p.a.(MCLR for 6 month is 8.15%) is repayable in 120 monthly installments of Rs 4,00,000/- each excluding interest from March 2016.		
Term Loan - 2 from Axis Bank Limited	179.73	180.60
Rupee loan from banks for purchase of equipments/Projector Term loan having interest rate 6 M MCLR+2.60% i.e. @ 10.75% p.a.(MCLR for 6 month is 8.15%) is repayable in 84 monthly installments. 1st installment will be due next month from the date of disbursement.		
Term Loan - 3 from Axis Bank Limited	551.15	551.70
Axis Bank Moratorium Relief	60.63	-
Total	1,084.45	1,025.05

Note : 13 Long Term Provisions

Particulars	March, 2021	March, 2020
Provision for Gratuity	26.74	35.78
Total	26.74	35.78

Note : 14 Short Term Borrowings

Particulars	March, 2021	March, 2020
Cash Credit Loan facility		
Cash Credit Loan facility from Axis Bank Limited	479.12	503.43
Cash credit loan having interest of 3 M MCLR+ 2.50% i.e. @10.50% p.a.(MCLR for 3 months is 8.00%) is repayable on demand/Annual Review.(the stock and book debt statement is to be submitted as quarterly interval by the 15th of month following that quarter)		
Loan Repayable on Demand		
Interest free advance from related parties repayable on demand (unsecured)	350.88	47.10
Total	830.00	550.53



K SERA SERA DIGITAL CINEMA LIMITED

Notes Forming Integral Part of the Financial Statements for the year ended 31st March, 2021

Note : 15 Trade payable

Particulars	March, 2021	March, 2020
Sundry Creditors	300.52	520.85
Sundry Creditors-More than 1 year	-	-
Total	300.52	520.85

Note : 16 Other Current Liabilities

Particulars	March, 2021	March, 2020
TDS Payable	41.99	57.64
Deposits from theatres	54.11	51.43
Advance from Customers	127.91	-
Other Statutory Payables (PF, ESIC, VAT, Service Tax)	73.35	60.62
Other current Liabilities - Property	181.20	181.20
GST	3.87	22.63
Salary Payable	13.05	28.49
Total	487.73	402.02

Note : 17 Short Term Provisions

Particulars	March, 2021	March, 2020
Provision for Expenses	-	-
Advance from customer	-	-
Provision for Audit Fees	3.80	3.50
Provision for Income Tax for the FY_2017-18	9.80	9.80
Provision for Income Tax for the FY_2019-20	27.88	27.88
Provision for Income Tax for the FY_2020-21	-	-
Total	41.48	41.18

Note : 18 Revenue from Operations

Particulars	March, 2021	March, 2020
Income From Conversion & Mastering	9.88	117.54
Sales - CDC	33.14	1,078.89
Income From Advertisements	6.93	574.02
Other Operational Income	-	1.45
Income From Installation & Technology	-	-
Income From Monthly Fixed Rental	6.73	130.32
Income From Film Exhibition & Licensing	7.65	73.48
Total	64.33	1,975.71

Note : 19 Other Income

Particulars	March, 2021	March, 2020
Misc Income	-	0.05
Foreign Exchange Revaluation Gain	-	-
Interest Received	4.26	16.67
Interest on Income Tax Refund	-	-
Fair Valuation Gain/(Loss)	-	-
Total	4.26	16.72



K SERA SERA DIGITAL CINEMA LIMITED

Notes Forming Integral Part of the Financial Statements for the year ended 31st March, 2021

Note : 20 Cost of Operation

Particulars	March, 2021	March, 2020
Opening Stock	2.79	2.79
Add:- Purchases	3.45	61.89
Less:- Closing Stock	-	(2.79)
Sub-total (a)	6.24	61.89
<u>DIRECT/PRODUCTIONS EXPENSES</u>		
Content Delivery Exp.	0.09	9.17
Installation & Survey Expenses	-	2.15
Material Delivery Exp.	5.96	38.79
Packing Expense	0.04	0.33
Transportation & Octroi Charges	0.14	2.77
Technical Support	-	5.04
Consumables	2.28	32.19
Commission on advertisement sales	-	8.85
Custom Duty	-	-
CDC Expenses	-	55.68
Content Delivery Charges	1.40	19.61
Prior Period Expenses	7.22	-
Freight Charges	0.00	0.22
Logistics Expenses	0.37	6.94
Distributor Shares	2.06	39.56
Other Operating Expenses	-	2.48
Sub-total (b)	19.56	223.78
Total [a + b]	25.81	285.66

Note : 21 Employment Benefit Expenses

Particulars	March, 2021	March, 2020
Salaries to staff	90.44	426.61
Leave Encashment	-	-
Incentive/Bonus to staff	-	3.14
Office Canteen Exp.	3.31	4.75
Employer contribution to Provident Fund	1.97	8.33
Employer contribution to ESIC	-	6.88
Director Remuneration	19.39	35.76
Gratuity	10.14	8.87
Gift & Awards	-	-
Housekeeping Charges	7.18	14.01
Staff Welfare Expenses	6.02	9.54
Total	138.43	517.88

Note :22 Financial Cost

Particulars	March, 2021	March, 2020
Bank Charges	1.69	0.56
Interest on loan	123.15	161.68
Loan Processing Fee	-	11.59
Total	124.84	173.82



K SERA SERA DIGITAL CINEMA LIMITED

Notes Forming Integral Part of the Financial Statements for the year ended 31st March, 2021

Note : 23 Depreciation & Amortised Cost

Particulars	March, 2021	March, 2020
Depreciation	328.08	459.61
Reverse cost charge	-	38.33
Total	328.08	497.94

Note : 24 Other Administrative Expenses

Particulars	March, 2021	March, 2020
Telephone Expenses	2.61	2.94
Travelling Expenses (Local)	6.57	40.04
Travelling Expenses - Foreign Travelling	-	1.79
Internet & Website Expenses	8.38	40.98
Statutory Audit Fees	0.25	0.25
Tax Audit Fees	0.15	0.15
Other Professional Fees	0.11	-
Rent Rates & Taxes	29.66	78.98
Advertisement & Publicity	81.46	51.42
Legal & Professional Fees	18.43	84.76
Books & Periodicals	0.01	0.07
Conveyance Expenses	2.75	6.17
Courier Charges	0.24	2.56
Electricity Charges	17.55	22.38
Filing Fees	0.22	0.12
Membership & Subscription	0.97	1.47
Office Expenses	1.90	1.86
Printing & Stationery	1.27	4.79
Repair & Maintenance	4.50	7.26
Security Charges - Lab	0.35	5.38
Warehouse Expense	2.64	3.59
Commission & Brokerage	40.21	89.97
Insurance Charges	0.77	1.07
Interest & Penalties	1.00	4.55
Security Charges	-	-
Hotels and Hospitality Expenses	0.58	4.74
Software Maintenance Charges	2.66	12.16
Swachh Bharat Cess	-	-
Sundry balances w/off	0.04	0.41
Donation	1.16	0.46
House Keeping Materials	0.18	0.26
Prior Period Expenses	13.89	-
Foreign Exchange Revaluation Loss/Gain	-	0.64
Loss due to fire	-	-
Other Non Operating Expenses	3.37	15.48
Total	243.64	486.70



Nitika

K Sera Sera Digital Cinema Ltd.
Notes to the standalone financial statements for the year ended March 31, 2021
 (All amounts are in INR in lakhs, unless otherwise stated)

25 Income Tax

Income tax expense in the statement of profit and loss consists of :

Statement of profit or loss	For the year ended		
	March 31, 2021	March 31, 2020	March 31, 2019
Current income tax :			
In respect of the current period	-	27.88	-
Deferred tax			
In respect of the current period (credit)	(5.36)	(13.68)	32.90
Income tax expense reported in the statement of profit or loss	(5.36)	14.20	32.90
Income tax recognised in other comprehensive income			
- Deferred tax arising on income and expense recognised in other comprehensive income	-	-	-
Total	(5.36)	14.20	32.90

The reconciliation between the provision of income tax of the Company and amounts computed by applying the Indian statutory income tax rate to profit before taxes is as follows :

	For the year ended		
	March 31, 2021	March 31, 2020	March 31, 2019
Profit / (Loss) before tax	(792.21)	30.42	159.63
Enacted income tax rate in India	26.00%	26.00%	26.00%
Computed expected tax expense	(205.97)	7.91	41.50
Effect of :			
Loss on which deferred tax asset not recognized	200.62	6.29	(8.60)
Expenses disallowed for tax purpose			
Others			
Total income tax expense (credit)	(5.36)	14.20	32.90

Deferred tax

Deferred tax relates to the following :

	Balance sheet			Statement of profit and loss	
	As at			For the year ended	
	March 31, 2021	March 31, 2020	March 31, 2019	March 31, 2021	March 31, 2020
Property, Plant and Equipment	36.59	31.24	17.55	(5.36)	(13.68)
Net deferred tax (charge)	-	-	-	(5.36)	(13.68)
Net deferred tax assets/ (liabilities)	36.59	31.24	17.55		



Nijifa

K SERA SERA DIGITAL CINEMA LIMITED
Notes to the standalone financial statements for the year ended March 31, 2021
 (All amounts are in INR in lakhs, unless otherwise stated)

26 Financial instruments

The carrying value and fair value of financial instruments by categories are as below :

	Carrying value	
	March 31, 2021	March 31, 2020
Financial assets		
Fair value through profit and loss		
Investment in equity shares (*)	71.60	71.60
Amortised cost		
Loans and advances (^)	-	-
Security deposit (^)	28.18	161.27
Trade receivable (^)	216.63	479.32
Cash and cash equivalents (^)	8.70	171.88
Advances given to related parties (^)		
Others advances (^)	1,440.87	1,131.11
Total assets	1,765.98	2,015.19
Financial liabilities		
Amortised cost		
Borrowings (^)	1,914.45	1,575.58
Trade and other payables (^)	300.52	520.85
Other financial liabilities (^)	487.73	402.02
Other current liabilities (^)	41.48	41.18
Total liabilities	2,744.18	2,539.63

Fair value hierarchy

Level 1 - Quoted prices (unadjusted) in active markets for identical assets or liabilities.

Level 2 – Inputs other than quoted prices included within Level 1 that are observable for the asset or liability, either directly (i.e. as prices) or indirectly (i.e. derived from prices).

Level 3 - Inputs for the assets or liabilities that are not based on observable market data (unobservable inputs).

(*) The fair value of these investment in equity shares are calculated based on discounted cash flow approach for un-quoted market instruments which are classified as level III fair value hierarchy.

(^) The carrying value of these accounts are considered to be the same as their fair value, due to their short term nature. Accordingly, these are classified as level 3 of fair value hierarchy.



Nitika

K Sera Sera Digital Cinema Ltd.
Notes to the standalone financial statements for the year ended March 31, 2021
(All amounts are in INR in lakhs, unless otherwise stated)

27 Financial risk management

The Company has exposure to following risks arising from financial instruments-

- Credit risk
- Market risk
- Liquidity risk

(a) Risk management framework

The Company's board of directors has overall responsibility for the establishment and oversight of the Company's risk management framework. The Company's risk management policies are established to identify and analyse the risks faced by the Company, to set appropriate risk limits and controls and to monitor risks and adherence to limits. Risk management policies and systems are reviewed regularly to reflect changes in market conditions and the Company's activities.

(b) Credit risk

Credit risk is the risk that counter party will not meet its obligations under a financial instruments or customer contract leading to a financial loss. The Company is exposed to credit risk from its operating activities (primarily trade receivables) from its financing activities including deposits with banks and investment in quoted and un-quoted equity instruments.

i) Trade and other receivables:

Credit risk is managed by each business unit subject to the Company's established policy, procedures and control relating to customer credit risk management. Outstanding customer receivables are regularly monitored.

The impairment analysis is performed at each reporting date on an individual basis for major customers. In addition, a large number of minor receivables are grouped into homogeneous groups and assessed for impairment collectively. The maximum exposure to credit risk at the reporting date is the carrying value of each class of financial assets. The Company does not hold collateral as security.

Expected credit loss (ECL) assessment for corporate customers as at 31 March 2019, 31 March 2020 and 31 March 2021

The Company allocates each exposure to a credit risk grade based on a variety of data that is determined to be predictive of the risk of loss (including but not limited to past payment history, security by way of deposits, external ratings, audited financial statements, management accounts and cash flow projections and available press information about customers) and applying experienced credit judgement.

ii) Other financial assets and deposits with banks:

Credit risk on cash and cash equivalent is limited as (including bank balances, fixed deposits and margin money with banks) the Company generally transacts with banks with high credit ratings assigned by international and domestic credit rating agencies.

(c) Market Risk

Equity price risk

The Company is exposed to equity price risk from investments in equity securities measured at fair value through profit and loss. The Management monitors the proportion of equity securities in its investment portfolio based on market indices and based on company performance for un-quoted equity instruments. Material investments within the portfolio are managed on an individual basis and all buy and sell decisions are approved by the Board of Directors. Further, major investments in un-quoted equity instruments

Interest rate risk

Interest rate risk is the risk that the future cash flows of a financial instrument will fluctuate because of changes in market interest rates. The Company's exposure to the risk of changes in market interest rates relates primarily to its short term borrowings in nature of working capital loans, which carry floating interest rates. Accordingly, the Company's risk of changes in interest rates relates primarily to the Company's debt obligations with floating interest rates.

(d) Liquidity Risk

Liquidity is the risk that the Company will encounter difficulty in meeting the obligations associated with its financial liabilities that are settled by delivering cash or another financial asset. The Company's approach to managing the liquidity is to ensure, as far as possible, that it will have sufficient liquidity to meet its liabilities when they are due, under both normal and stressed conditions, without incurring unacceptable losses or risking damage to the Company's reputation.

The Company's principal sources of liquidity are cash and cash equivalents and the cash flow that is generated from operations. The Company believes that the cash and cash equivalents is sufficient to meet its current requirements. Accordingly no liquidity risk is perceived.



Nitika

Exposure to liquidity risk

The table below details the Company's remaining contractual maturity for its non-derivative financial liabilities. The contractual cash flows reflect the undiscounted cash flows of financial liabilities based on the earliest date on which the Company can be required to pay.

Particulars	Carrying value	Contractual cash flows			
		Total	On demand	< 1 Yr	>1 Yr
31 March 2021					
Borrowings	1,914.45	1,914.45	350.88	479.12	1,084.45
Trade and other payables	300.52	300.52	300.52	-	-
Other financial liabilities	487.73	487.73	-	-	487.73
Other Current liabilities	41.48	41.48	41.48	-	-
	2,744.18	2,744.18	692.88	479.12	1,572.18
31 March 2020					
Borrowings	1,575.58	1,575.58	47.10	503.43	1,025.05
Trade and other payables	520.85	520.85	520.85	-	-
Other financial liabilities	402.02	402.02	-	-	402.02
Other Current liabilities	41.18	41.18	41.18	-	-
	2,539.63	2,539.63	609.13	503.43	1,427.07
31 March 2019					
Borrowings	1,327.35	1,327.35	-	749.07	578.28
Trade and other payables	523.81	523.81	523.81	-	-
Other financial liabilities	1,295.03	1,295.03	-	-	1,295.03
Other Current liabilities	27.93	27.93	27.93	-	-
	3,174.12	3,174.12	551.74	749.07	1,873.31

28 Capital management

The Company's objective is to maintain a strong capital base to ensure sustained growth in business and to maximise the shareholders value. The Capital Management focusses to maintain an optimal structure that balances growth and maximizes shareholder value.

The Company's adjusted net debt to equity ratio is analysed as follows :

Particulars	31 March 2021	31 March 2020	31 March 2019
Total equity (A)	905.71	1,673.39	1,659.27
Total borrowings (B)	1,914.45	1,575.58	1,327.35
Total capital (C)= (A) +(B)	2,820.16	3,248.97	2,986.62
Total loans and borrowings as a percentage of total capital (B/C)	67.88%	48.49%	44.44%
Total equity as a percentage of total capital (A/C)	32.12%	51.51%	55.56%



Anjika



NITIKA KHEMKA
CHARTERED ACCOUNTANT

K SERA SERA DIGITAL CINEMA LIMITED

Notes forming part of accounts for the year ended March 31st, 2021

Notes to accounts:

1. Summary of significant accounting policies

a. Basis of preparation of financial statements

The financial statements of the company have been prepared under historical cost convention on the accrual basis of accounting, are in accordance with the applicable requirements of the Companies Act 2013 and comply in all material aspects with the Indian Accounting Standards (hereinafter referred as to 'Ind. AS') as notified by ministry of corporate affairs in pursuant to section 133 of Companies Act, 2013 read with Rule 3 of the Companies (Indian Accounting Standards) Rules, 2015 and Companies (Indian Accounting Standards) Amendment Rules 2016.

The accounting policies have been consistently applied unless otherwise stated. All assets and liabilities have been classified as current or non-current as per the Company's normal operating cycle and other criteria set out in the Division II of Schedule III to the Act 2013. The Company considers 12 months to be its normal operating cycle for the purpose of current or non-current classification of assets and liabilities.

b. Use of estimates

The preparation of financial statements in conformity with Indian Accounting Standards requires the management to make judgments, estimates and assumptions that affect the reported amounts of revenues, expenses, assets and liabilities and the disclosure of contingent liabilities, at the end of the reporting period. Although these estimates are based on the management's best knowledge of current events and actions, uncertainty about these assumptions and estimates could result in the outcomes requiring a material adjustment to the carrying amounts of assets or liabilities in future periods.

c. Property Plant & Equipment's

Tangible assets

Property, Plant and Equipment is stated at cost, net of accumulated depreciation and accumulated impairment losses, if any. Cost comprises of purchase price inclusive of taxes etc. up to the date the asset is ready for its intended use. Depreciation is provided under written down value method at the rates and in the manner prescribed under Schedule II to the Companies Act, 2013.

Intangible assets

The Company recognizes developments for digital technology as an intangible asset. The same is in consideration of the future economic benefits and availability of the aforesaid rights for after the expiry of initial period of development. The recognition creation of Intangible assets is made. At actual expenses incurred for the said development on the project.

The said recognition of intangible assets is, however, subject to the management assessment of future economic benefits from exploitation of these rights having regards to the success of research and development of new technology and other relevant factors. In the event, the said recognition criteria are not met, the entire cost of development is charged to the profit and loss account as is accounted as per Accounting Standard 26 on 'Intangible Assets' issued by The Institute of Chartered Accountants of India and stated at cost of acquisition.





NITIKA KHEMKA
CHARTERED ACCOUNTANT

d. Depreciation/Amortization

Tangible assets

Depreciation on fixed assets is calculated on a written down value method at based on the useful lives estimated by the management, or those prescribed under the Schedule II of the Companies Act, 2013, The company has used the following rates to provide depreciation on its fixed assets.

Particulatrs	Rates of Depreciation
Plant and Equipements	05 Years
Furniture and Fixtures	10 Years
Computers and laptops	03 Years
Motor Car	10 Years
Demo Thearter	12 Years
Digital Techonolgy assets	12 Years
Projector Lamp Casing (Only Casing)	01 Years

Intangible assets

Depreciation on fixed assets is calculated on a written down value method at based on the useful lives estimated by the management, or those prescribed under the Schedule II of the Companies Act, 2013, The company has used the following rates to provide depreciation on its fixed assets.

Particulatrs	Rates of Depreciation
Research & Development	10 years

e. Borrowing costs

Borrowing cost includes interest, amortization of ancillary costs incurred in connection with the arrangement of borrowings and exchange differences arising from foreign currency borrowings to the extent they are regarded as an adjustment to the interest cost. Borrowing costs directly attributable to the acquisition, construction or production of an asset that necessarily takes a substantial period of time to get ready for its intended use or sale are capitalized as part of the cost of the respective asset. All other borrowing costs are expensed in the period they occur.

f. Impairment of Non-financial assets

For the purposes of assessing impairment, assets are grouped at the lowest levels for which there are separately identifiable cash flows (cash generating units). As a result, some assets are tested individually for impairment and some are tested at the cash generating unit level. All individual assets or cash generating units are tested for impairment whenever events or changes in circumstances indicate that the carrying amount may not be recoverable.

The carrying amounts of assets are reviewed at each balance sheet date to determine if there is any indication of impairment based on external or internal factors. An impairment loss is recognised wherever the carrying amount of an asset exceeds its recoverable amount which represents the greater of the net selling price of assets and their 'value in use'in credit risk. Rather, it recognises impairment loss allowance based on lifetime ECLs at each reporting date, right from its initial recognition.

For recognition of impairment loss on other financial assets and risk exposure, the Company determines that whether there has been a significant increase in the credit risk since initial recognition. If credit risk has not increased significantly, 12-month ECL is used to provide for impairment loss.





NITIKA KHEMKA
CHARTERED ACCOUNTANT

However, if credit risk has increased significantly, lifetime ECL is used. If, in a subsequent period, credit quality of the instrument improves such that there is no longer a significant increase in credit risk since initial recognition, then the entity reverts to recognising impairment loss allowance based on 12-month ECL.

Life time ECL are the expected credit losses resulting from all possible default events over the expected life of a financial instrument. The 12-month ECL is a portion of the lifetime ECL which results from default events that are possible within 12 months after the reporting date. ECL is the difference between all contractual cash flows that are due to the Company in accordance with the contract and all the cash flows that the entity expects to receive (i.e., all cash shortfalls), discounted at the original EIR. When estimating the cash flows, an entity is required to consider all contractual terms of the financial instrument (including prepayment, extension, call and similar options) over the expected life of the financial instrument. However, in rare cases when the expected life of the financial instrument cannot be estimated reliably, then the entity is required to use the remaining contractual term of the financial instrument. ECL impairment loss allowance (or reversal) recognized during the period is recognized as income/ expense in the Statement of profit and loss. This amount is reflected under the head 'other expenses' in the Statement of profit and loss.

For assessing increase in credit risk and impairment loss, the Company combines financial instruments on the basis of shared credit risk characteristics with the objective of facilitating an analysis that is designed to enable significant increases in credit risk to be identified on a timely basis

g. Impairment of financial assets

In accordance with Ind. AS 109, the Company applies expected credit loss (ECL) model for measurement and recognition of impairment loss on risk exposure arising from financial assets like debt instruments measured at amortised cost e.g., trade receivables and deposits.

The Company follows 'simplified approach' for recognition of impairment loss allowance on Trade receivables or contract revenue receivables. The application of simplified approach does not require the Company to track changes Purchase price is assigned using a weighted average basis. Net realizable value is defined as anticipated selling price or anticipated revenue less cost to completion.

h. Investments

Investments are classified as current investments and long-term investments as per information and explanation given by the management. On initial recognition, all investments are measured at cost. The cost comprises purchase price and directly attributable acquisition charges such as brokerage, fees and duties. Current investments are carried in the financial statements at cost or FMV whichever is lower and Long-term investments are carried at cost. However, provision for diminution in value is not recognizing other than temporary in the value of the investments. On disposal of an investment, the difference between its carrying amount and net disposal proceeds is charged or credited to the statement of profit and loss. Investments transfer to holding company at cost gain or loss on said investment book by holding company.

i. Revenue recognition

Revenue is recognized to the extent that it is probable that the economic benefits will flow to the company and the revenue can be reliably measured. The following specific recognition criteria must also be met before revenue is recognized :





NITIKA KHEMKA
CHARTERED ACCOUNTANT

Income from services

- Virtual print fees (VPF) received from distributors of the films from Cinema is recognized
- Advertisement income is recognised in the period during which advertisement is displayed.
- Income from digitization charges is recognized on rendering of services.
- Revenue from commission and technical service income is recognised in period in which services are rendered

Sale of goods

Revenue from sale of goods is recognized when the significant risks and rewards of ownership of the goods have been passed to the buyer. Sales are recorded net of returns, trade discounts, and value added tax. The Group recognizes revenue from sales of equipment, traded goods and spares as and when these are dispatched/issued to customers. The Group collects service tax and value added tax on behalf of the government and, therefore, it is not an economic benefit flowing to the Group. Hence, it is excluded from revenue.

Interest

Interest income is recognized on a time proportion basis taking into account the amount outstanding and the applicable interest rate. Interest income is included under the head "other income" in the statement of profit and loss.

j. Inventories

Inventories comprise of traded goods, stores and spares are valued at cost or at net realisable value whichever is lower. Cost of traded goods, stores and spares is determined on weighted average basis. Stores and spares, which do not meet the definition of property, plant and equipment, are accounted as inventories. Net realizable value is the estimated selling price in the ordinary course of business and estimated costs necessary to make the sale.

k. Accounting for taxes on income

Tax expense comprises of current and deferred tax. Current income tax is measured at the amount expected to be paid to the tax authorities in accordance with the Income Tax Act, 1961. Current and deferred tax shall be recognized as income and expenses and included in profit and loss for the period, except to the extent that the tax arises from (a) a transaction or event which is recognized in the same or a different period, outside profit or loss, either in other comprehensive Income or directly in equity or (b) a business combination. Deferred taxes recognized in respect of temporary differences between the carrying amount of assets and liabilities for financial reporting purpose and corresponding amounts used for taxation purpose except to the extent it relates to business combination or to an item which is recognized directly in equity and in other comprehensive Income.

Deferred tax is measured based on the tax rates and the tax laws enacted or substantively enacted at the balance sheet date. Deferred tax assets are recognized only to the extent that it is probable that future taxable profit will be available against which the assets can be utilized. A deferred tax assets shall be recognized for the carry-forward of unused tax losses and unused tax credits to the extent that it is probable that future taxable profit will be available against which the unused tax losses and unused tax credits can be utilized. Deferred tax assets are reviewed at each reporting date and Reduced to the extent that it is no longer probable that the related tax benefit will be Realized. A deferred tax liability is recognized based on the expected manner of realization or settlement of carrying amount of assets and liabilities.





NITIKA KHEMKA
CHARTERED ACCOUNTANT

Deferred tax assets and deferred tax liabilities are offset, if a legally enforceable right exists to set-off current tax assets against current tax liabilities and the deferred tax assets and deferred taxes relate to the same taxable entity and the same taxation authority.

Minimum alternate tax (MAT) paid in a period is charged to the statement of profit and loss as current tax. The Group recognizes MAT credit available as an asset only to the extent that there is convincing evidence that the Group will pay normal income tax during the specified period, i.e., the period for which MAT credit is allowed to be carried forward. In the period in which the company recognizes MAT credit as an asset in accordance with the Guidance Note on Accounting for Credit Available in respect of Minimum Alternative Tax under the Income-tax Act, 1961, the said asset is created by way of credit to the statement of profit and loss and shown as "MAT Credit Entitlement." The Group reviews the "MAT credit entitlement" asset at each reporting date and writes down the asset to the extent the Group does not have convincing evidence that it will pay normal tax during the specified period.


I. Retirement benefits

The Group has a defined benefit gratuity plan. Every employee who has completed five years or more of service gets a gratuity on departure at 15 days salary (last drawn salary) for each completed year of service. The following tables summaries the components of net benefit expense recognized in the statement of profit and loss account and corresponding liability recognized in the balance sheet for the respective plans.

(Amount Rs. in Lacs)

Table 1 : Amounts in Balance Sheet	31-Mar-2021
Defined Benefit Obligation (DBO)	26.74
Fair Value of Plan Assets	-
Funded Status - (Surplus)/Deficit	26.74
/Unrecognized Past Service Cost / (Credit)	-
Unrecognised Asset due to Limit in Para 59(B)	-
Liability/(Asset) recognised in the Balance Sheet	26.74

Table 2 : Amount Recognised in the Statement of Profit & Loss	31-Mar-2021
Current Service Cost	8.09
Interest Cost	2.05
Expected Return on Plan Assets	-
Past Service Cost	-
Net Actuarial Losses/(Gains)	-
(Gain)/Loss due to Settlements/	-
Curtailments/Acquisitions/Divestitures	-
Unrecognised Asset due to Limit in Para 59(B)	-
Total Expense/(Income) included in "Employee Benefit Expense"	10.14





NITIKA KHEMKA
CHARTERED ACCOUNTANT

Table 3 : Change in Present Value of Benefit Obligation during the Period	31-Mar-2021
Defined Benefit Obligation, Beginning of Period	35.78
Current Service Cost	8.09
Interest Cost	2.05
Actual Plan Participants' Contributions	-
Actuarial (Gains)/Losses	(19.18)
Acquisition/Business Combination/Divestiture	-
Actual Benefits Paid	-
Past Service Cost	-
Changes in Foreign Currency Exchange Rates	-
Loss / (Gains) on Curtailments	-
Liabilities Extinguished on Settlements	-
Defined Benefit Obligation, End of Period	26.74

Reconciliation of Amounts in Balance Sheet	31-Mar-2021
Opening Balance Sheet (Asset)/Liability	35.78
Total Expense/(Income) Recognised in P&L	10.14
Actual Benefits Paid	-
Total Re-measurements Recognised in other comprehensive (Income)/Loss	(19.18)
Acquisition/Business Combination/Divestiture	-
Closing Balance Sheet (Asset)/Liability	26.74

m. Foreign currency transactions

- i. Foreign currency transactions are recorded at exchange rates prevailing on the date of respective transactions.
- ii. Current assets and current liabilities in foreign currencies existing at balance sheet date are translated at year-end rates.

n. Provision

A provision is recognized when the company has a present obligation as a result of past event, it is probable that an outflow of resources embodying economic benefits will be required to settle the obligation and a reliable estimate can be made of the amount of the obligation. Provisions are not discounted to their present value and are determined based on the best estimate required to settle the obligation at the reporting date. These estimates are reviewed at each reporting date and adjusted to reflect the current best estimates.

Where the company expects some or all of a provision to be reimbursed, for example under an insurance contract, the reimbursement is recognized as a separate asset but only when the reimbursement is virtually certain. The expense relating to any provision is presented in the statement of profit and loss net of any reimbursement.

o. Cash and cash equivalents

Cash and cash equivalents for the purposes of cash flow statement comprise cash at bank and in hand and short-term investments with an original maturity of three months or less.



Nitika



NITIKA KHEMKA
CHARTERED ACCOUNTANT

p. Measurement of EBITDA

As permitted by the Guidance Note on the Revised Schedule of the Companies Act, 2013, the company has elected to present earnings before interest, tax, depreciation and amortization (EBITDA) as a separate line item on the face of the statement of profit and loss. The company measures EBITDA on the basis of profit / (loss) from continuing operations. In its measurement, the company does not include depreciation and amortization expense, finance costs and tax expenses.

q. Contingent liabilities

A contingent liability is a possible obligation that arises from past events whose existence will be confirmed by the occurrence or non-occurrence of one or more uncertain future events beyond the control of the company or a present obligation that is not recognized because it is not probable that an outflow of resources will be required to settle the obligation. A contingent liability also arises in extremely rare cases where there is a liability that cannot be recognized because it cannot be measured reliably. The company doesn't have any contingent liability.

(a) The details of the suit filed against the company pending for disposal is as under:

S/no.	Name of Parties	Case No.	Particulars
1	Bharti Airtel Limited	410 of 2015	Claim of Internet charges Rs 78.89 Lacs with interest.

(b) The details of the suit filed by the company pending for disposal is as under:

S/no.	Name of Parties	Case No.	Particulars
1	Digital Cinema and technology Private Limited- DCAT	CARBP/935/2018	High Court, Bombay Claim Amount Rs. 281.40 lacs.

29. Earnings per share

(Figures in Lacs)

Particulars	March 31, 2021	March 31, 2020
Net profit / (loss) after tax for the year	(786.85)	16.22
Weighted equity shares outstanding as at the year end	300.00	300.00
Nominal value per share (Rs.)	10	10
Earnings per share(Weighted Average)		
– Basic	(2.62)	0.05
– Diluted	(2.62)	0.05

30. Auditor's Remuneration [excluding service tax]

(Amounts Rs. in Lacs)

Particulars	March 31, 2021	March 31, 2020
Statutory Audit Fees	0.25	0.25
Tax Audit Fees	0.15	0.15
Other Fees	NIL	NIL
Total	0.40	0.40



Nitika



NITIKA KHEMKA
CHARTERED ACCOUNTANT

31. Related Party Disclosures

As per Indian accounting standard on Related Party Disclosure (Ind. AS-24) as notified by the Companies Accounting Standard Rules, 2014, the names of the related parties of the Company are as follows:

Names of related parties and related party relationship

Related parties where control exists irrespective of whether transactions have occurred or not:

Related parties where control exists

K Sera Sera Box Office Private Limited
K Sera Sera Miniplex Limited
KSS Limited-Holding Company
Birla Jewels Limited
Birla Gold and Precious Metals Ltd
Alka India Limited
K Sera Sera Cinema Facility Management Pvt. Ltd.

Key Managerial Personnel

Satish Panchariya, Chairman & Director
Harsh Upadhyay, Director
Shamrao Ingulkar, CFO

Nature of transaction	(Amount Rs. in lacs)	
	2021	2020
a. Transactions during the year		
K Sera Sera Miniplex Ltd (Advertisement Expenses)	NIL	NIL
KSS Limited (Reverse cost charge for use of asset)	NIL	38.33
Birla Gold and Precious Metals Limited	NIL	175
Opening Balance		
Loans and advances		
K Sera Sera Miniplex Limited	8.81	20.98
KSS Limited	116.89	67.73
Birla Gold And Precious Metals Ltd.	NIL	108.65
Satish Panchariya	35.33	0.00
KSS E-Commerce Technologies Pvt. Ltd	201.25	7.78
Alka India Ltd.	9.63	5.45
Birla Jewels Limited	80.00	51.09
K Sera Sera Cinema Facility Mgt. Pvt. Ltd.	0.36	NIL
K Sera Sera Box office Pvt. Ltd.	167.58	24.04
Advances/ Loan repayment paid		
K Sera Sera Miniplex Limited	27.63	56.83
KSS Limited	3.30	NIL
Birla Gold and Precious Metals Ltd.	NIL	250.75
Satish Panchariya	23.98	73.70



Nitika



NITIKA KHEMKA
CHARTERED ACCOUNTANT

KSS E-Commerce Technologies Pvt. Ltd	0.09	NIL
Alka India Ltd.	NIL	NIL
Birla Jewels Limited	NIL	51.09
K Sera Sera Cinema Facility Mgt. Pvt. Ltd.	0.05	NIL
K Sera Sera box office Pvt. Ltd.	162.42	489.35
<u>Advances/ loan repayment received</u>		
K Sera SeraMiniplex Limited	4.16	44.66
KSS Limited	NIL	49.16
Birla Gold and Precious Metals Ltd.	NIL	142.10
Satish Panchariya	12.35	28.02
KSS E-Commerce Technologies Pvt. Ltd	NIL	193.46
Alka India Ltd.	NIL	4.19
Birla Jewels Limited	NIL	80.00
K Sera Sera Cinema Facility Mgt. Pvt. Ltd.	NIL	0.36
K Sera Sera box office Pvt. Ltd.	80.48	680.96
<u>b. Closing balance</u>		
<u>Loans and advances</u>		
K Sera SeraMiniplex Limited	32.28	8.81
KSS Limited	120.19	116.89
Birla Gold And Precious Metals Ltd.	NIL	NIL
Satish Panchariya	46.97	35.33
KSS E-Commerce Technologies Pvt. Ltd	201.33	201.25
Alka India Ltd.	NIL	9.63
Birla Jewels Limited	NIL	80.00
K Sera Sera Cinema Facility Mgt. Pvt. Ltd.	0.41	0.36
K Sera Sera box office Pvt. Ltd.	85.63	167.58
<u>Transactions other than Loans and Advances</u>		
SatishPanchariya (Director's Remuneration)	12.00	10.34
Harsh Upadhyay	5.00	11.63
Sunithaasri Jagtap	2.00	11.64

32. The Company did not have any transactions with Small Scale Industrial ('SME's') Undertakings during the year ended March 31st, 2021 and hence there are no amounts due to such undertakings. The identification of SME's undertakings is based on the management's knowledge of their status. The Company has not received any information from "suppliers" regarding their status under the Micro, Small and Medium Enterprises Development Act, 2006 and hence disclosures, if any, relating to amount unpaid as at the year ended together with interest paid / payable as required under the said Act have not been furnished.
33. Balances in respect of sundry debtors, sundry creditors and loans and advances. If any are taken as shown by books of accounts and are subject to confirmation and Consequent adjustments and reconciliations, if any.
34. Previous year figures have been regrouped / reclassified, where necessary, to conform to current classification.





NITIKA KHEMKA
CHARTERED ACCOUNTANT

35. Subsidiary Company Business:

(Amount Rs. in Lacs)

Sr. No.	Name of the Company	Date of Incorporation	% of holding	Amount Invested	Advance to Subsidiaries	Previous Year
1.	KSS E-Commerce Technologies Pvt. Ltd. (Earlier Known as KSS Speed Technology Pvt. Limited)	05.01.2011	100%	1.00	0.09	193.46

For, Nitika Khemka
Chartered Accountant
Membership No. 145022

For and on behalf of directors
K SERA SERA DIGITAL CINEMA LIMITED



Satish Panchariya

Satish R. Panchariya
Director
DIN: 00042934

Harsh
Harsh Upadhyay
Director
DIN:07263779

Place : Mumbai

Date : 28th June 2021

UDIN :- 21145022AAAA CM1769

